



2024 annual report to the Community

Whyalla Special Education Centre

Whyalla Special Education Centre number: 559
Partnership: Whyalla

School principal:

Karyn Greenbank



Date of endorsement:

06/02/2025



Government of South Australia
Department for Education

Context Statement

Whyalla Special Education Centre caters for students from R-12. At the time of this report, the enrolment in 2024 is 64. Whyalla Special Education Centre is classified as Category 2 on the Department for Education Index of Educational Disadvantage. At the time of this report, the school population includes 37% Aboriginal students, 100% students with disabilities, 5% children/young people in care. Further information about the school is available on the school's website (including its context statement), as well as the My School website.

Data Source: Department for Education data holdings from Mid census captured in AUGUST 2024.

Governing Council Report

Annual Report 2024



The Governing Council currently has 5 members (3 parents, one community member and the school principal). It has been difficult to attract and retain members. The new requirement of having a Working with Children check has deterred parents as they don't see the need to apply for one when they do not work with the children in governing council meetings. We can only continue to encourage parents to join in the hope we can gain some more members.

Fundraising

Fundraising for this year has been an Easter raffle, Crazy Camel (tea towels, note books, cards, calendars, etc with their child's artwork printed on them) and a Christmas raffle.

The Easter raffle seems to be the yearly favourite and raised over \$1,000 this year! Numerous donations came in resulting in twelve fabulous prizes.

The Christmas raffle raised \$804.50 with 9 prizes drawn.

Total fundraising for 2024 was \$2,483.20 which is a fantastic result.

2024 start balance - \$2,461.76

+ Easter Raffle - \$1,063.70

+ Crazy Camel - \$615.00

+ Christmas Raffle - \$804.50

Current fundraising balance - \$4,944.96

Discussions and ideas are in progress as to what the fundraising balance can be used for.

Graduation

The Governing Council arranged for the two school graduates (with a parent) to be picked up in classic cars, taken for a 'beachie', have their photos taken with their 'cool' ride and then dropped off at the venue for graduation dinner. The classic car owners enjoy making graduation day a memorable one for the students and will continue to support the schools graduates each year.

Suzan Morley

Chairperson


Whyalla Special Education Centre Governing Council

Performance Summary

NAPLAN Proficiency

In 2023 the Australian Curriculum, Assessment and Reporting Authority (ACARA) - a Commonwealth Independent statutory authority - announced changes to NAPLAN performance reporting. The new approach replaces the previous numerical NAPLAN bands and the national minimum standard.


Numeracy



Year Level	03	07
Exempt	6	8
Total	6	8


Data Source: Department for Education Assessment Data Holdings, 2024. If there are less than 6 students who sat NAPLAN in a school, no information will be shown. If a year level has less than 6 students, that year level will not be shown in NAPLAN results.

Reading




Year Level	03	07
Exempt	6	8
Total	6	8

Writing




Year Level	03	07
Exempt	6	8
Total	6	8

Grammar



Year Level	03	07
Exempt	6	8
Total	6	8

Spelling



Year Level	03	07
Exempt	6	8
Total	6	8

Year 12 Students undertaking Vocational or Trade Training (VET)

	2022	2023	2024
Percentage of Year 12 students undertaking Vocational Training or Trade Training			
Percentage of Year 12 students attaining a Year 12 certificate or equivalent VET qualification			

Data Source: School supplied data

School Attendance

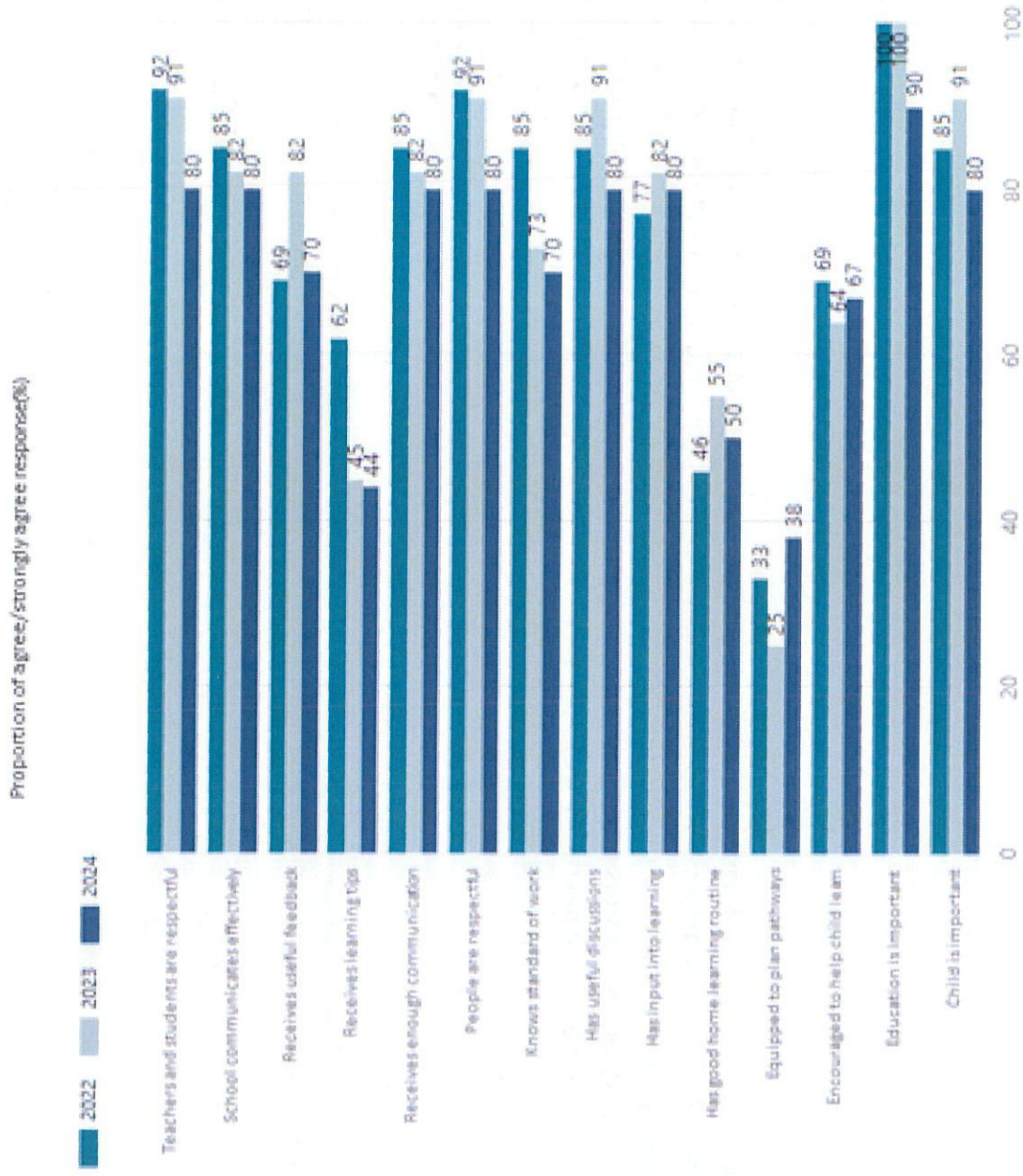
Year Level	2022	2023	2024
Year 07		2.9%	
Primary Other	70.9%	75.6%	73.6%
Secondary Other	76.6%	83.9%	72.6%
Total	73.0%	77.1%	73.2%

Data Source: Department for Education Attendance Data, Semester 1 Report 2024. A blank cell indicates there were no students enrolled. 'Primary Other' includes students enrolled in specialised education options. 'Secondary Other' includes students who have already spent a year at Year 12 and elected to undertake further study at Year 12.

Attendance Comment

In South Australia, all children and young people must be in school from 6 years to 16 years old. They must attend a government or non-government school full time. From age 16 to 17 however, young people must attend school or an approved learning program (such as an apprenticeship, traineeship, accredited course or university). Schools and parents must encourage and support students to come to school every day. Parents and caregivers must make sure their child is enrolled in a school, and attends school all day and everyday it is open, unless a child is sick or has an approved exemption. Teachers and leaders actively follow up when a student misses school, including recording all absences and non-attendance. All schools in South Australia have local attendance procedures governed under the Education and Children's Services Regulations 2020.

School Parent Opinion Survey Results



Intended Destination

Leave Reason	Number	%
NG - ATTENDING NON-GOV SCHOOL IN SA	1	17.0%
TG - TRANSFERRED TO SA GOVERNMENT SCHOOL	2	33.0%
U - UNKNOWN	3	50.0%

Data Source: Department for Education Destination Data Report, 2024. Data extract term 3 2024. Data shows recorded destinations for students that left the school in the previous year. Data is uploaded by schools in term 3 and may not reflect final or total figures at time of report creation.

Highest Qualifications held by the teaching workforce and workforce composition

All teachers at this school are qualified and registered with the SA Teachers Registration Board.

Qualification Level	Number of Qualifications
Bachelor's degrees or Diplomas	7
Postgraduate Qualifications	4

Data Source: Data extracted from Mandatory Workforce Information Collections as on the last pay date of June 2024. As self-reported by staff in the system.

Please note: Data includes staff who are Actively employed and on extended paid leave. Please note only the highest qualification of the Teaching staff is reported. Excludes any number of other certifications earned.

Workforce composition including indigenous staff

	Teaching Staff		Non-Teaching Staff	
	Indigenous	Non-Indigenous	Indigenous	Non-Indigenous
Full-Time Equivalents	0.0	10.2	0.0	11.6
Persons	0.0	11	0.0	12

Data Source: Data extracted from Mandatory Workforce Information Collection as on the last pay date of June 2024.

Please note: Data includes staff who are actively employed and on extended paid leave. "Indigenous category" is self-reported by staff in the system.

Financial Statement

Funding Source	Amount
Grants: State	\$2789887.41
Grants: Commonwealth	\$4500.00
Parent Contributions	\$17920.46
Fund Raising	\$2988.00
Other	\$11866.41

Data Source: School supplied data.

