

2023 annual report to the Community

# Whyalla Special Education Centre

Whyalla Special Education Centre number: 0559

Partnership: Whyalla



School principal:

Karryn Greenbank

Date of endorsement:

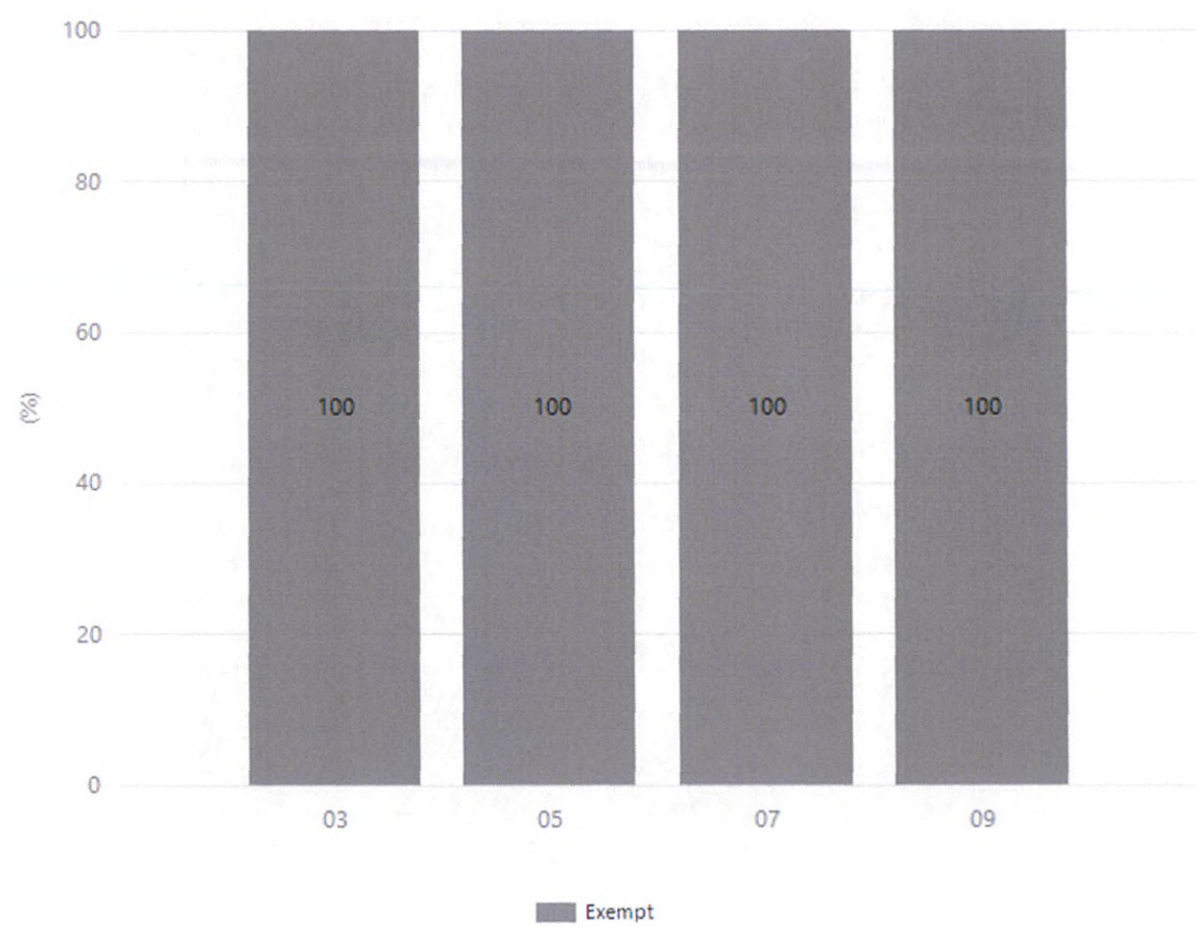
07/02/2024



Government  
of South Australia  
Department for Education




Reading



Year Level	03	05	07	09
Exempt	7	5	6	2
Total	7	5	6	2

Data Source: Department for Education Assessment Data Holdings, 2023. When there are less than six students in a cohort, no data is supplied.


Writing



Year Level	03	05	07	09
Exempt	7	5	6	2
Total	7	5	6	2

Data Source: Department for Education Assessment Data Holdings, 2023. When there are less than six students in a cohort, no data is supplied.

Grammar




Year Level	03	05	07	09
Exempt	7	5	6	2
Total	7	5	6	2

Data Source: Department for Education Assessment Data Holdings, 2023. When there are less than six students in a cohort, no data is supplied.



## Spelling



Year Level	03	05	07	09
Exempt	7	5	6	2
Total	7	5	6	2

Data Source: Department for Education Assessment Data Holdings, 2023. When there are less than six students in a cohort, no data is supplied.

# South Australian Certificate of Education - SACE

## SACE Stage 2 Grades - Percentage of grades that are C- or above for attempted SACE subjects (SEA)

2020	2021	2022	2023

Data Source: SACE School Data Reports, as of February 2023 for 2020-2022. 2023 SACE results are School supplied data. When there are less than six students, no data is supplied. Due to rounding of percentages, total results may not add up to 100%.

## SACE Stage 2 Grade Distribution

Grade	2023
-------	------

Data Source: SACE School Data Reports, as of February 2023 for 2020-2022. 2023 SACE results are School supplied data. When there are less than six students, no data is supplied. Due to rounding of percentages, total results may not add up to 100%.

## SACE Completion - Percentage of completers out of those students who had the potential to complete their SACE in October that year

2020	2021	2022	2023
	100%	100%	

Data Source: SACE School Data Reports, as of February 2023 for 2020-2022. 2023 SACE results are School supplied data. When there are less than six students, no data is supplied. Due to rounding of percentages, total results may not add up to 100%.

## Year 12 Students undertaking Vocational or Trade Training (VET)

	2021	2022	2023
Percentage of Year 12 students undertaking Vocational Training or Trade Training			
Percentage of Year 12 students attaining a Year 12 certificate or equivalent VET qualification			

Data Source: School supplied data



# School Attendance

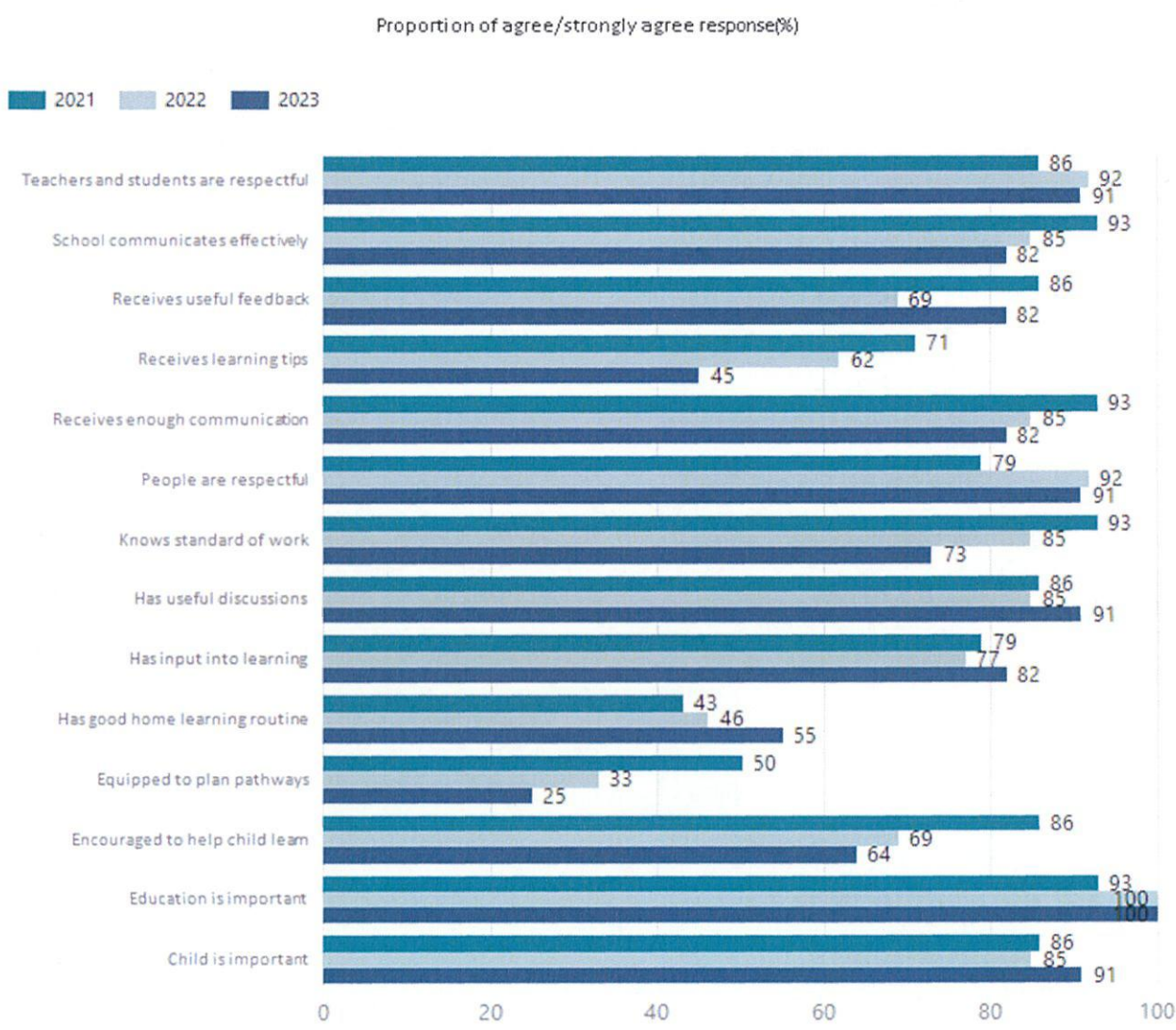
Year Level	2021	2022	2023
Year 07	67.0%		2.9%
Primary Other	78.5%	70.9%	75.6%
Secondary Other	80.2%	76.6%	83.9%
Total	75.2%	73.8%	54.1%

Data Source: Department for Education Attendance Data, Semester 1 Report 2023. A blank cell indicates there we no students enrolled. 'Primary Other' includes students enrolled in specialised education options. 'Secondary Other' includes students who have already spent a year at Year 12 and elected to undertake further study at Year 12.

## Attendance Comment

In South Australia, all children and young people must be in school from 6 years to 16 years old. They must attend a government or non-government school full time. From age 16 to 17 however, young people must attend school or an approved learning program (such as an apprenticeship, traineeship, accredited course or university). Schools and parents must encourage and support students to come to school every day. Parents and caregivers must make sure their child is enrolled in a school, and attends school all day and everyday it is open, unless a child is sick or has an approved exemption. Teachers and leaders actively follow up when a student misses school, including recording all absences and non-attendance. All schools in South Australia have local attendance procedures governed under the Education and Children's Services Regulations 2020.

# Parent Opinion Survey Results



Data Source: 2023 Department for Education Parent Opinions Survey, Term 3 2023.

# Intended Destination

Leave Reason	Number	%
TG - TRANSFERRED TO SA GOVERNMENT SCHOOL	1	50.0%
WA - LEFT SA FOR WA	1	50.0%

Data Source: Department for Education Destination Data Report, 2023. Data extract term 3 2023. Data shows recorded destinations for students that left the school in the previous year. Data is uploaded by schools in term 3 and may not reflect final or total figures at time of report creation.

# Highest Qualifications held by the teaching workforce and workforce composition

All teachers at this school are qualified and registered with the SA Teachers Registration Board.

Qualification Level	Number of Qualifications
Bachelor's degrees or Diplomas	7
Postgraduate Qualifications	3

Data Source: Data extracted from Mandatory Workforce Information Collections as on the last pay date of June 2023. As self-reported by staff in the system.

Please note: Data includes staff who are Actively employed and on extended paid leave. Please note only the highest qualification of the Teaching staff is reported. Excludes any number of other certifications earned.

## Workforce composition including indigenous staff

	Teaching Staff		Non-Teaching Staff	
	Indigenous	Non-Indigenous	Indigenous	Non-Indigenous
Full-Time Equivalents	0.0	9.6	0.0	9.5
Persons	0.0	10.0	0.0	15.0

Data Source: Data extracted from Mandatory Workforce Information Collection as on the last pay date of June 2023.

Please note: Data includes staff who are actively employed and on extended paid leave. "Indigenous category" is self-reported by staff in the system.


## Financial Statement

Funding Source	Amount
Grants: State	2 637 145.34
Grants: Commonwealth	2 300.00
Parent Contributions	18 104.76
Fund Raising	1 887.86
Other	14 317.59

Data Source: School supplied data.



# Governing Council 2023 Report



## Annual Report 2023

The Governing Council currently has 6 members (4 parents, one community member and the school principal). It has been difficult to retain members due to members either gaining full time employment, work commitments or personal reasons. We will continue to encourage parents to consider joining governing council and hope to increase our numbers.

### Fundraising

Fundraising for this year has been an Easter raffle, Wonderwhite bread bag promotion, bamboo toothbrushes and a Christmas raffle (which is still in progress). The Easter raffle seems to be the yearly favourite, lots of donations came in resulting in twelve fabulous prizes. Losing \$200.00 of Easter raffle sales from the school break in was the only downside.

The Wonderwhite Bread Bag promotion resulted in 3 boxes filled which gave the school 1800 points. These points were used to 'purchase' a dodgeball, netball, soccer ball, rugby ball, football, basketball, soft fluoro volleyball and a plastic bocce set which used 1761 points. Delivery of the balls arrived in week 7 of term 4.

The Christmas raffle is still in progress and will be drawn on the Monday 11<sup>th</sup> of December.

### **2023 start balance - \$973.21**

+ Easter Raffle - \$797.00

- Stolen money from Easter raffle - \$200.00

+ Bamboo toothbrushes - \$38.05

+ Christmas Raffle (at time of report 30.11.2023) - \$513.50

**Current fundraising balance (as at 30.11.2023) - \$2,131.76.**

### Graduation

The Governing Council has arranged (for the third year now) to have the schools graduates (with a parent) picked up in classic cars, taken for a 'beachie', have photos taken and then dropped off at the venue for graduation dinner. I'm pleased to say that the classic car owners have enjoyed making graduation day a memorable one for the students and will support us in the years to come.

Suzan Morley

Chairperson

Whyalla Special Education Centre Governing Council



